


PRiMAX



致伸科技 (4915 TT)

2Q18 財報法說

31 Jul 2018

2Q18營運成果



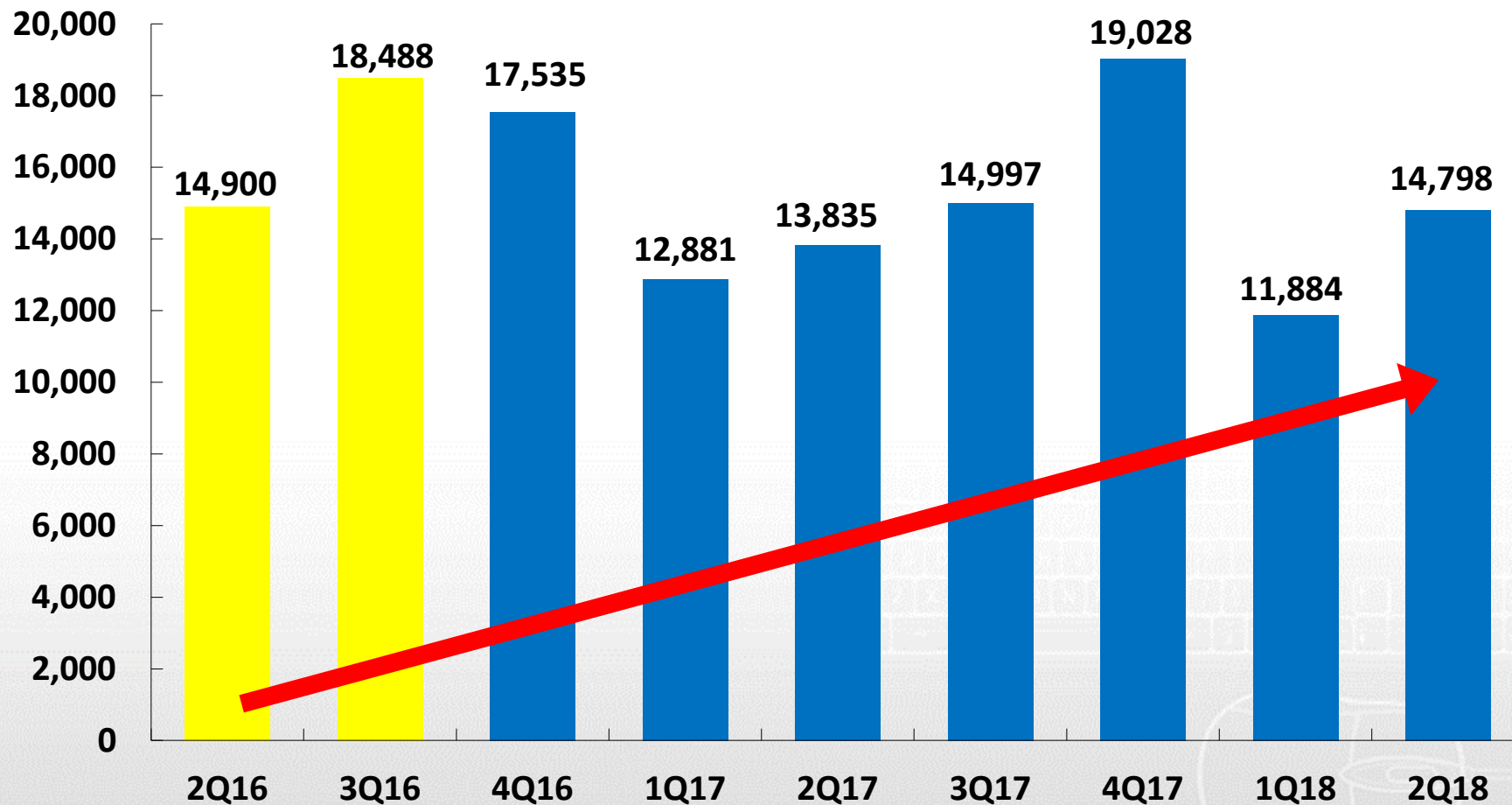
Amount : NTD M

	Q2 18	Q1 18	Q2 17	QoQ	YoY
Net Sales	14,798	11,884	13,835	24.5%	7.0%
COGS	13,081	10,423	12,052		
Gross Profit	1,716	1,460	1,783		
<i>Gross Margin</i>	<i>11.6%</i>	<i>12.3%</i>	<i>12.9%</i>	<i>-0.7%</i>	<i>-1.3%</i>
Operating Expense	1,320	1,216	1,191		
<i>Operating Expense %</i>	<i>8.9%</i>	<i>10.2%</i>	<i>8.6%</i>	<i>-1.3%</i>	<i>0.3%</i>
Operating Income	396	244	592	62.2%	-33.0%
<i>Operating Margin</i>	<i>2.7%</i>	<i>2.1%</i>	<i>4.3%</i>	<i>0.6%</i>	<i>-1.6%</i>
Non-operating Items	47	208	88		
Income before Tax	443	453	680	-2.2%	-34.9%
Income Tax	92	107	183		
Net Income (Loss) from Continuing Operations	351	346	497	1.4%	-29.4%
Income (Loss) from Discontinued Operations	0	0	0		
Net Income	351	346	497	1.4%	-29.4%
<i>Net Margin</i>	<i>2.4%</i>	<i>2.9%</i>	<i>3.6%</i>	<i>-0.5%</i>	<i>-1.2%</i>
Net income attributed to Primax	339	352	462	-3.9%	-26.7%
EPS (NT\$)	0.76	0.80	1.05		

季營收



Amount : NTDM

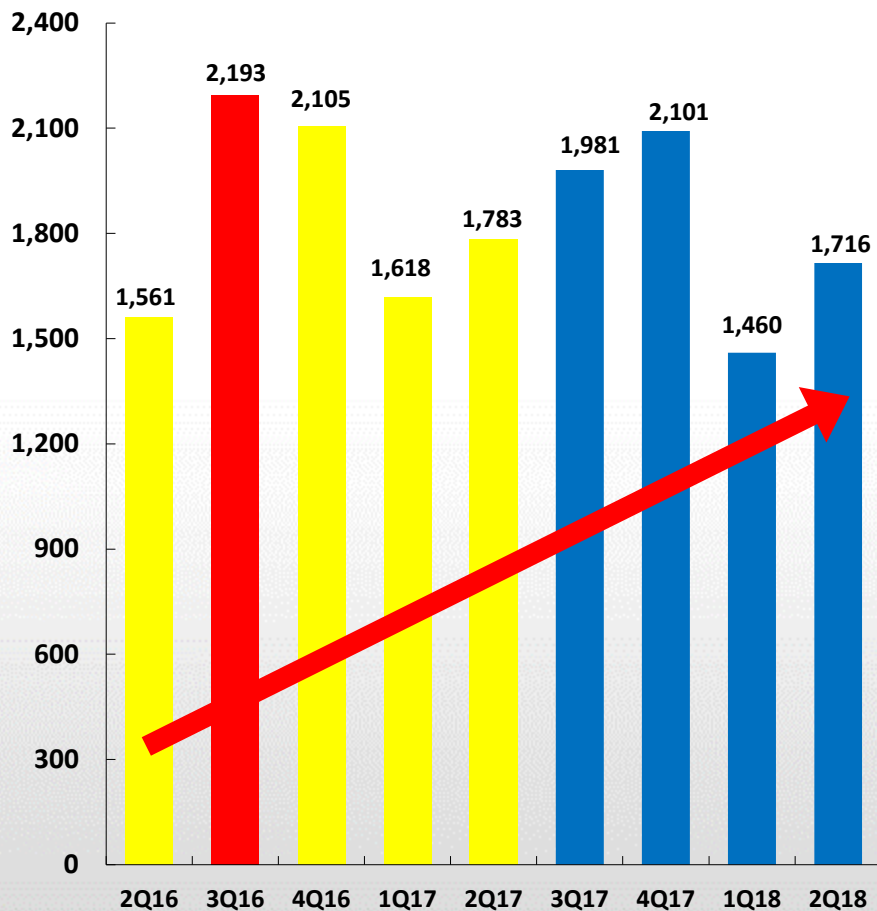


營業毛利、營業毛利率

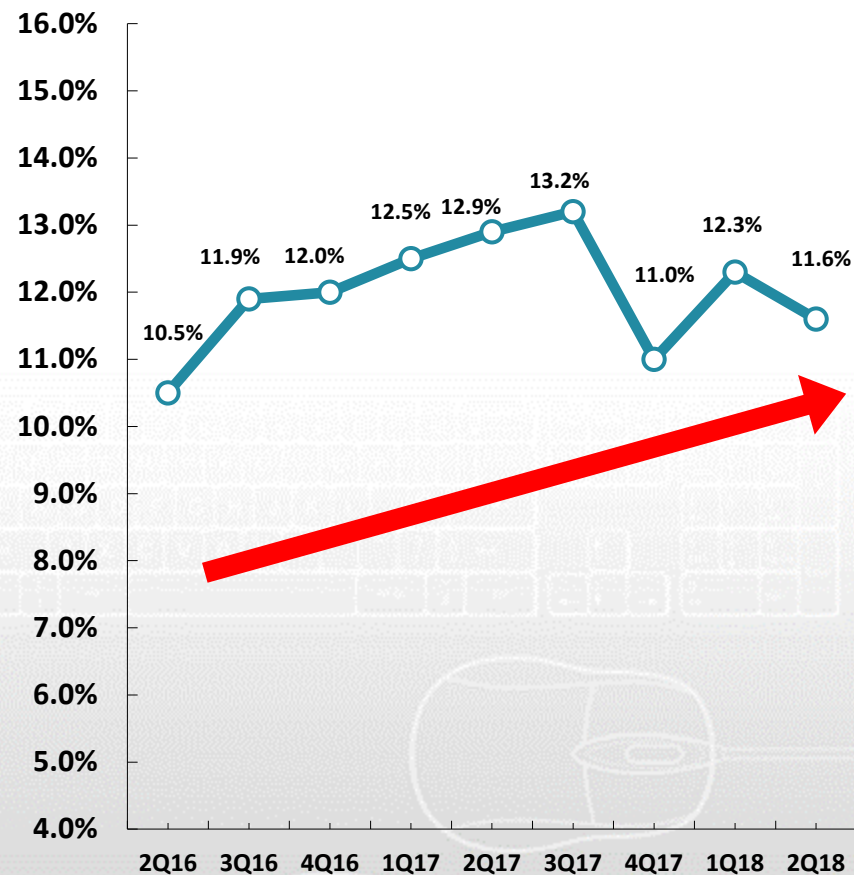


Gross Profit

Amount : NTDM



Gross Margin

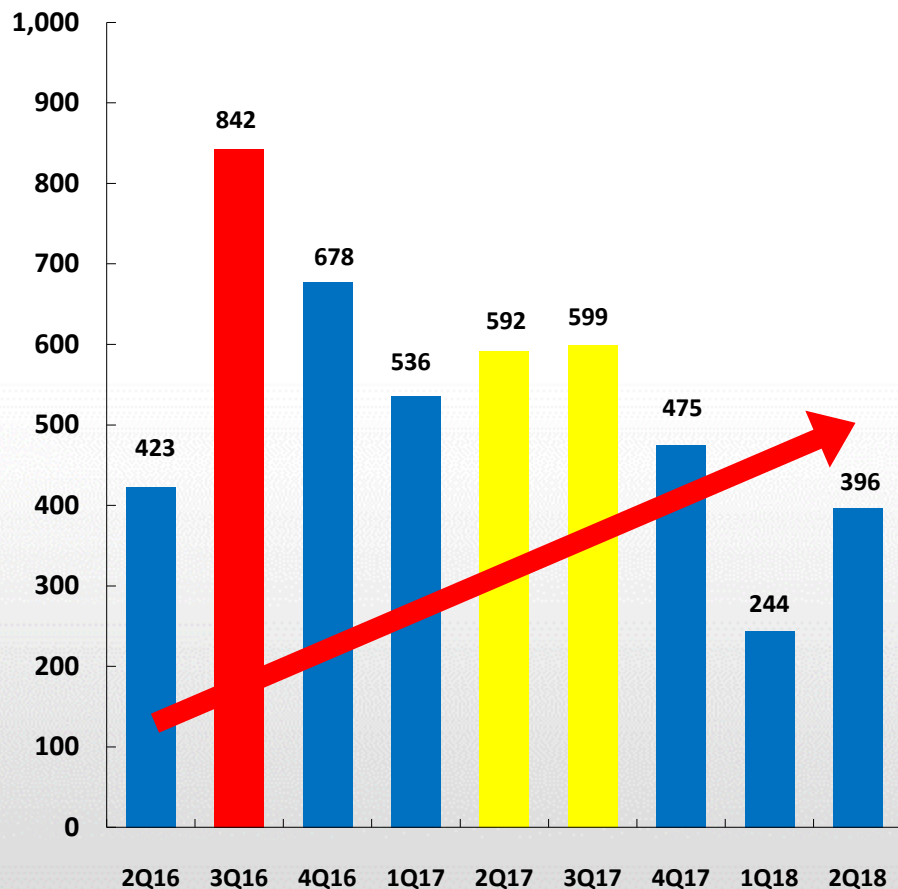


營業淨利、營業淨利率

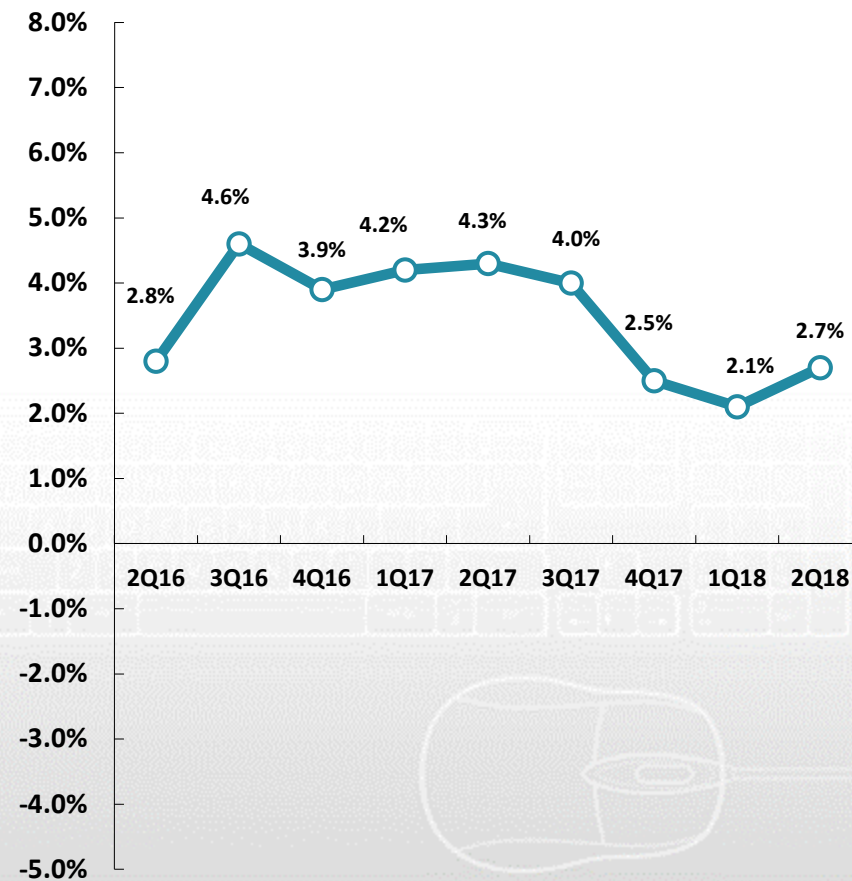


Operating Profit

Amount : NTD M



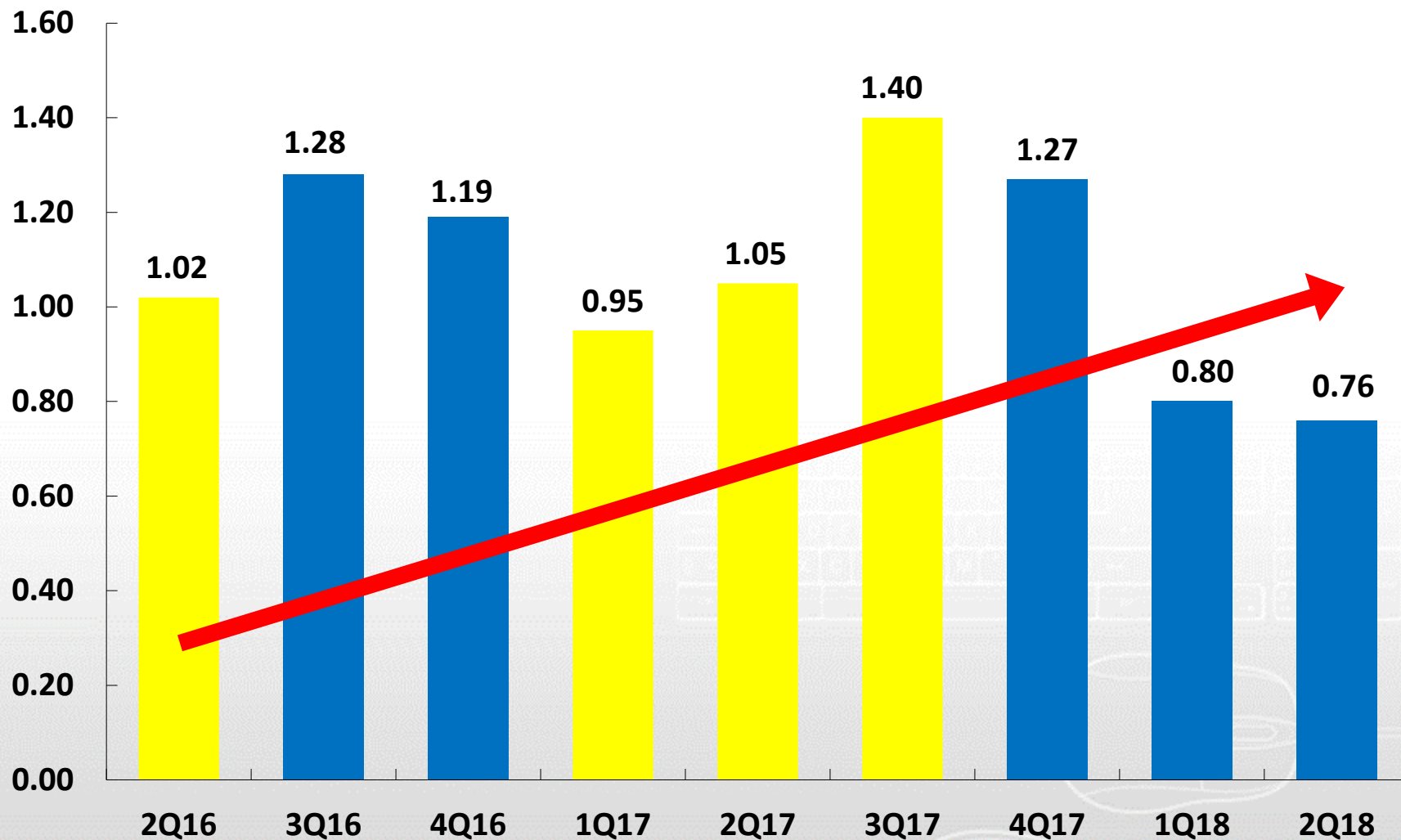
Operating Margin



每股盈餘



Amount : NTD



2018年第二季資產負債表



Selected items from Balance Sheet

(Amount : NTD M)

	2018/6/30		2017/6/30	
	Amt	%	Amt	%
Cash	3,537	10%	5,659	17%
Notes and Accounts receivable	12,939	35%	11,345	34%
Inventory	6,827	18%	6,009	18%
Total Current Assets	25,447	69%	23,957	72%
Fixed Assets	4,945	13%	4,444	13%
Total Assets	37,032	100%	33,159	100%
Notes and Accounts Payable	13,576	37%	12,637	38%
S-T Borrowings	689	2%	548	2%
CPLTD	66	0%	216	1%
Total Current Liabilities	20,718	56%	19,387	58%
L-T Borrowings	265	1%	111	0%
Total Liabilities	22,415	61%	21,220	64%
Total Equity	14,618	39%	11,939	36%
Key Indices				
AR Turnover (days)	70		71	
AP Turnover (days)	118		113	
Inventory Turnover (days)	50		47	
Cash Conversion Cycle (days)	1		5	
Current Ratio (%)	122.8		123.6	
Total Liabilities-to-Assets Ratio (%)	60.5		64.0	
Return on Equity (%) (annualized)	10.2%		15.4%	

2018年第二季現金流量表



Amount : NTD M

	Q2 18 YTD	Q2 17 YTD
From Operation	(1,989)	415
- Income before tax	896	1,270
- Depreciation and amortization	781	741
- Notes and Accounts receivable	540	2,744
- Notes and Accounts payable	(2,927)	(4,569)
- Inventory	265	929
- Other Operating Sources / (Uses)	(1,545)	(700)
From Investment	(1,782)	(1,315)
- Fixed Assets	(728)	(658)
- Changes in Equity investments under equity method	(1,357)	0
- Other Investing Sources / (Uses)	303	(37)
From Financing	(555)	308
- S-T Borrowings	(504)	548
- L-T Borrowings	(109)	(274)
- Other Financing Sources / (Uses)	58	35
Net Cash Position Change	(4,326)	(592)
Effect of foreign currency exchange translation	42	(108)
Cash at beginning of year	7,821	6,360
Ending Cash Balance	3,537	5,659



- ❖ 營收較第二季大幅增長
- ❖ Tymphony 高階聲學及消費智能應用平衡發展
整體需求強勁
- ❖ 車用多鏡頭模組開始出貨





PRiMAX



Thank you!



- ❖ All figures stated above are unaudited and subject to audit amendments
- ❖ All number has reflected Global Tek restatement
- ❖  Record Quarter
- ❖  Historical Record High





- ❖ We have made forward-looking statements in the presentation. Our forward-looking statements contain information regarding, among other things, our financial conditions, future expansion plans and business strategies. We have based these forward-looking statements on our current expectations and projections about future events. Although we believe that these expectations and projections are reasonable, such forward-looking statements are inherently subject to risks, uncertainties, and assumptions about us.
- ❖ We undertake no obligation to publicly update or revise any forward-looking statements whether as a result of new information, future events or otherwise. In light of these risks, uncertainties and assumptions, the forward-looking events in the conference might not occur and our actual results could differ materially from those anticipated in these forward-looking statements.

